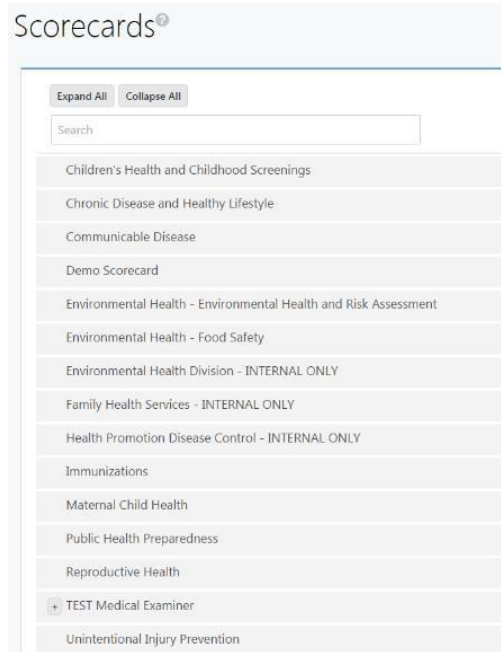


## Macomb County Health Department Scorecards

The Macomb County Health Department is utilizing Clear Impact Scorecard™ for internal performance management and alignment with population health goals. In the first quarter of 2017, “public health scorecards” will be posted on the MCHD web page. These scorecards will track population health indicators (i.e. infant mortality) along with program efforts (for example: number of home visits to at-risk moms and babies) to turn the curve on these indicators. Clear Impact Scorecard™ can be navigated to view data in real time. Each MCHD division will also have an internal scorecard that will be the first step in consolidating program reporting.

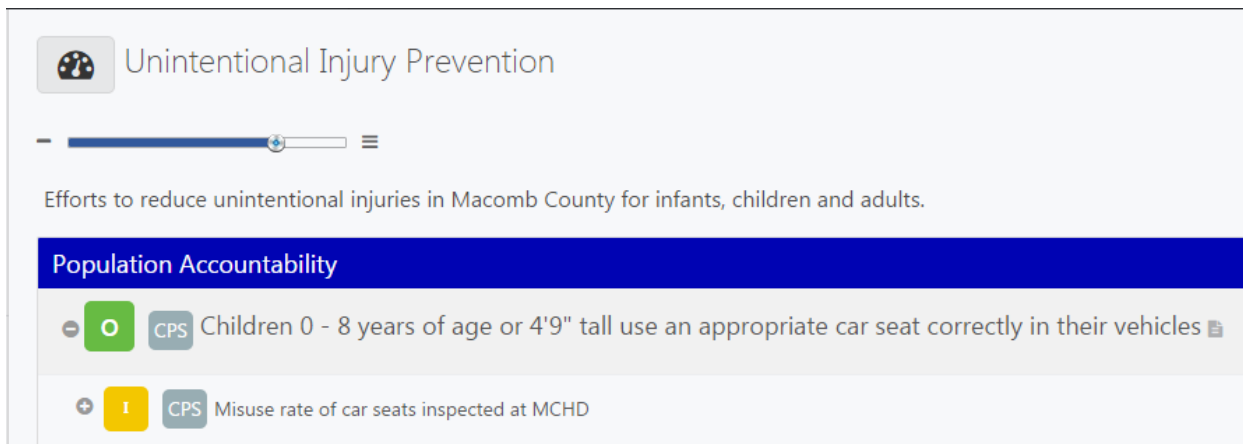
Currently, at a minimum, 12 public health scorecards are being populated with data. Scorecards are set up in layers. The upper most layer is an “OUTCOME” – a goal or result that reflects improved population health. Outcomes are typical wide-ranging – “Women and infants are healthy.” Immediately below Outcomes are “INDICATORS”. Indicators are measurements that help quantify the achievement of a result. These are measurable and specific – “Infant mortality rate in Macomb County.” The second tier of the scorecard is program or performance accountability. “PERFORMANCE MEASURES” track MCHD program efforts to improve the Indicator and reach the desired Outcome “PHN home visits to at-riskmoms and babies”.

For 2017, the Office of Planning and Quality Assurance will set up the scorecards and begin input of indicator and performance measure data based on program measures currently tracked in monthly reports.

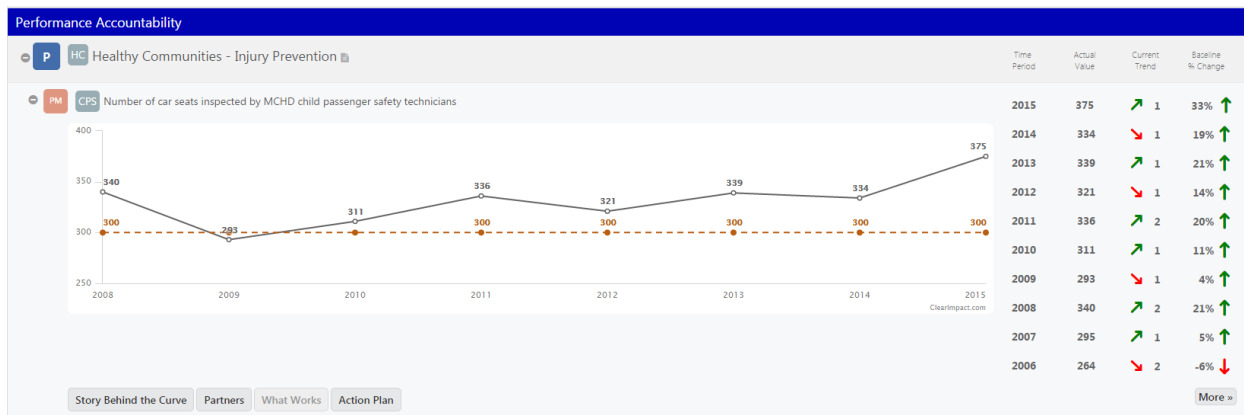
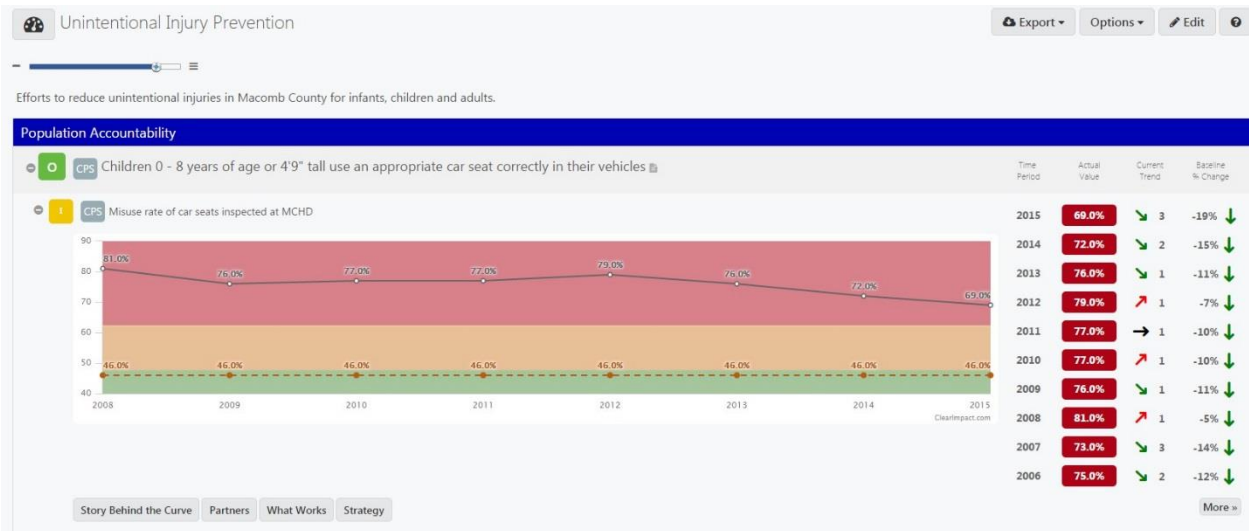


### Scorecard Navigation

By using the blue “slider” that is located beneath the scorecard’s name, you can determine how much information is displayed in your browser window.



Moving the slider further to the right displays more information on a given indicator or program.



While on the scorecard you can click on the Outcome, Indicators, Program names or Performance Measures to display information specific to that scorecard element.

2006 75.0% 2 -12%

Story Behind the Curve Partners What Works Strategy More »

Story Behind the Curve

Macomb County Health Department has had a child passenger safety program since 2000. Data on car seat inspections is available from 2002 - 2015. In the first few years of car seat inspections, MCHD only had one health educator as a certified Child Passenger Safety Technician (CPST). As the program progressed, 2 health educators became certified, and eventually the program settled on certifying all 4 health educators as CPSTs.

Misuse rates have seen a decline in recent years as many car seat manufacturers have made improvements in ease of use features. Vehicle manufacturers were federally mandated to include a standardized LATCH (Lower Anchor and Tethers for Children) system in all passenger vehicles beginning with model year 2002. An influx of CPSTs in Macomb County police, fire and community agencies has made coordination and outreach of child passenger safety activities and events streamlined.

What We Do

The Healthy Communities program provides residents, communities, schools, work sites education and assistance to help each individual lead a healthier, safer life. Staff provide classes and workshops, attend health fairs and community events and can provide health related resource materials.

Who We Serve

Macomb County residents, communities, schools and work sites.

How We Impact

Performance Measures

	Time Period	Actual Value	Target Value	Current Trend	Baseline % Change
PM CPS Number of car seats inspected by MCHD child passenger safety technicians	2015	375	300	1 33% ↑	
PM CPS Number of car seats provided to children in need	2016	56	—	1 47% ↑	
PM CPS Number of child passenger safety education sessions provided in the community	—	—	—	—	—

Additionally, users can hover over the scorecard elements to view more information about that particular element.