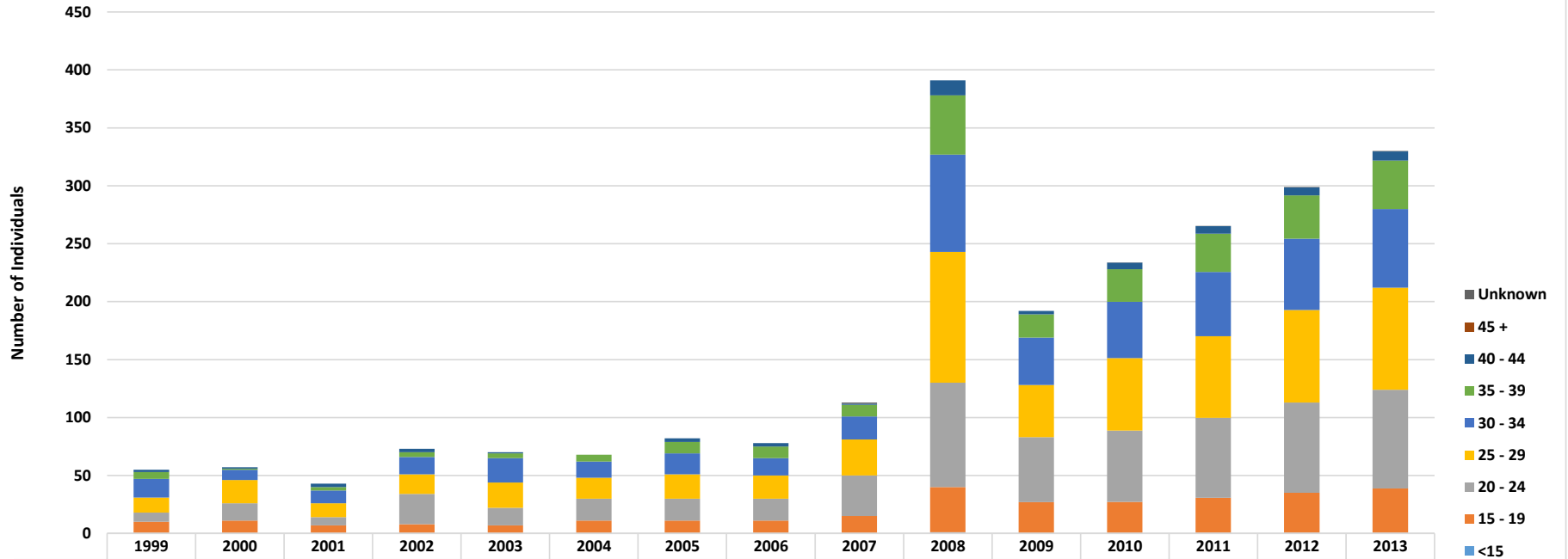


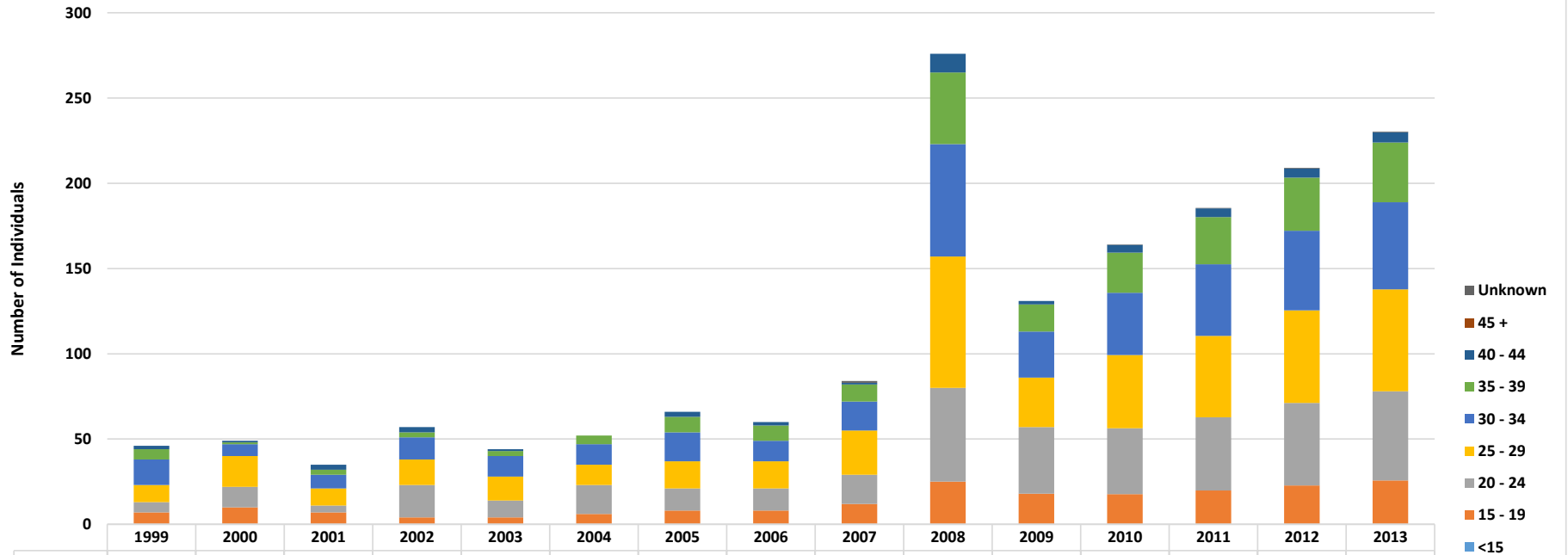
Macomb County: No Prenatal Care by Age and Race of Mother for All Races, 1999 - 2013



	1999	2000	2001	2002	2003	2004	2005	2006	2007	2008	2009	2010	2011	2012	2013
Unknown	0	0	0	0	0	0	0	0	1	0	0	0	0	0	0
45 +	0	0	0	0	0	0	0	0	0	0	0	0	0	0	0
40 - 44	2	1	3	3	1	0	3	3	1	13	3	6	6	7	8
35 - 39	6	1	3	4	4	6	10	10	10	51	20	28	33	37	42
30 - 34	16	9	11	15	21	14	18	15	20	84	41	48	56	62	68
25 - 29	13	20	12	17	22	18	21	20	31	113	45	63	70	80	88
20 - 24	8	15	7	26	15	19	19	19	35	90	56	62	69	78	85
15 - 19	10	11	7	8	7	11	11	11	15	39	27	27	30	35	38
<15	0	0	0	0	0	0	0	0	0	1	0	0	0	0	0

Source: Vital Statistics, Michigan Department of Health and Human Services Updated: October 2015

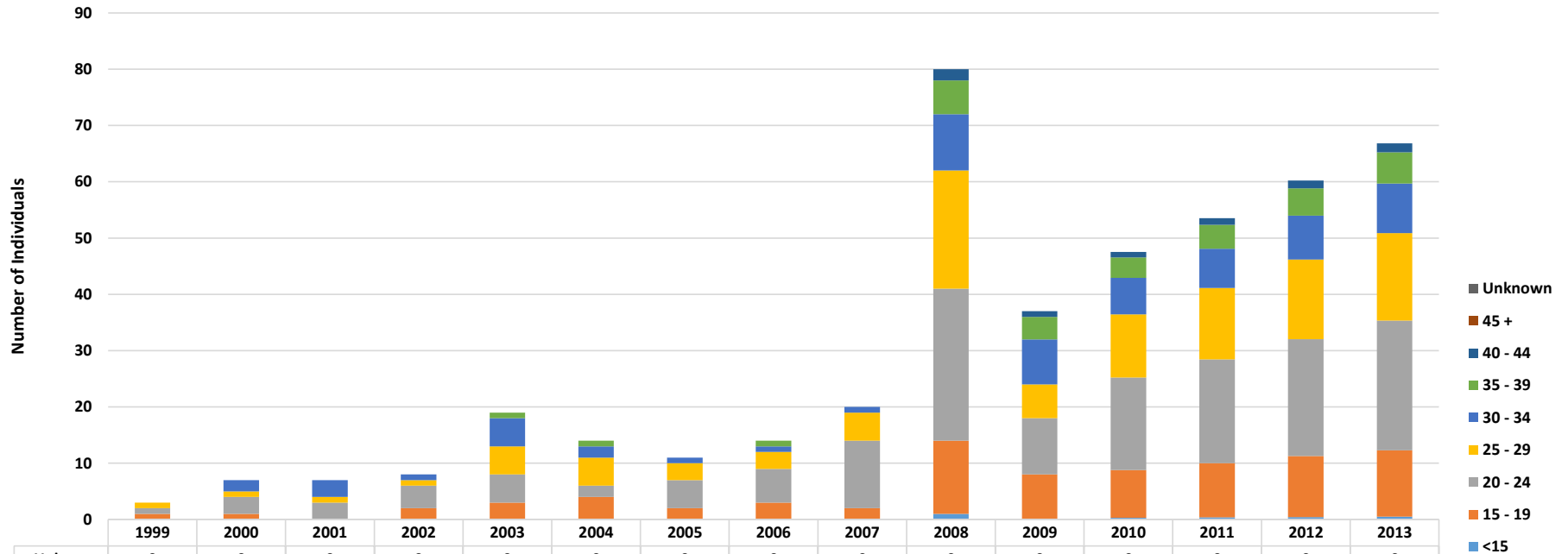
Macomb County: No Prenatal Care by Age for White Mothers, 1999 - 2013



	1999	2000	2001	2002	2003	2004	2005	2006	2007	2008	2009	2010	2011	2012	2013
Unknown	0	0	0	0	0	0	0	0	1	0	0	0	0	0	0
45 +	0	0	0	0	0	0	0	0	0	0	0	0	0	0	0
40 - 44	2	1	3	3	1	0	3	2	1	11	2	4	5	5	6
35 - 39	6	1	3	3	3	5	9	9	10	42	16	24	28	31	35
30 - 34	15	7	8	13	12	12	17	12	17	66	27	37	42	47	51
25 - 29	10	18	10	15	14	12	16	16	26	77	29	43	48	54	60
20 - 24	6	12	4	19	10	17	13	13	17	55	39	39	43	48	52
15 - 19	7	10	7	4	4	6	8	8	12	25	18	18	20	23	26
<15	0	0	0	0	0	0	0	0	0	0	0	0	0	0	0

Source: Vital Statistics, Michigan Department of Health and Human Services Updated: October 2015

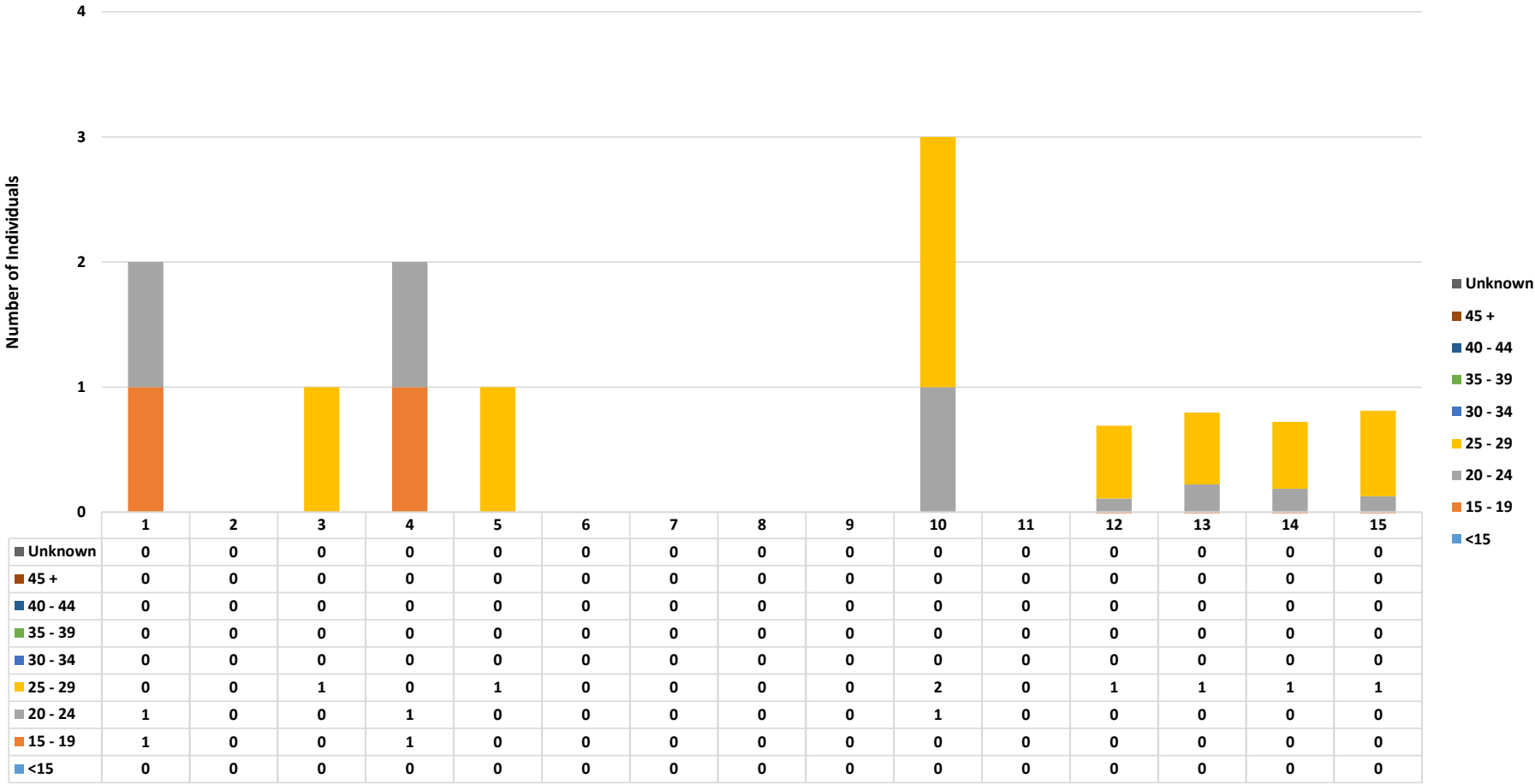
Macomb County: No Prenatal Care by Age for Black Mothers, 1999 - 2013



	1999	2000	2001	2002	2003	2004	2005	2006	2007	2008	2009	2010	2011	2012	2013
Unknown	0	0	0	0	0	0	0	0	0	0	0	0	0	0	0
45 +	0	0	0	0	0	0	0	0	0	0	0	0	0	0	0
40 - 44	0	0	0	0	0	0	0	0	0	2	1	1	1	1	2
35 - 39	0	0	0	0	1	1	0	1	0	6	4	4	4	5	6
30 - 34	0	2	3	1	5	2	1	1	1	10	8	6	7	8	9
25 - 29	1	1	1	1	5	5	3	3	5	21	6	11	13	14	16
20 - 24	1	3	3	4	5	2	5	6	12	27	10	16	18	21	23
15 - 19	1	1	0	2	3	4	2	3	2	13	8	8	10	11	12
<15	0	0	0	0	0	0	0	0	0	1	0	0	0	0	0

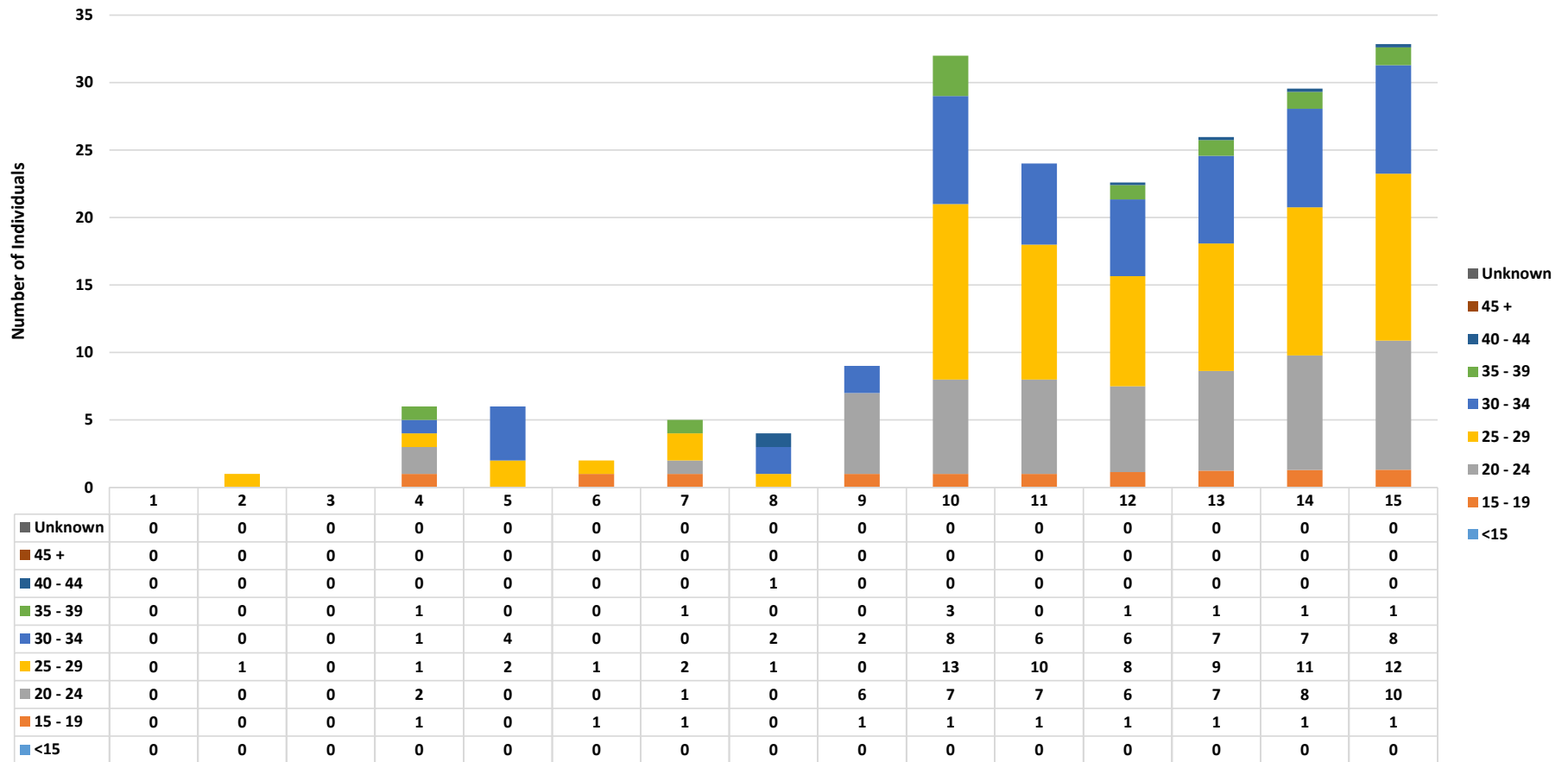
Source: Vital Statistics, Michigan Department of Health and Human Services Updated: October 2015

Macomb County: No Prenatal Care by Age for American Indian Mothers, 1999 - 2013



Source: Vital Statistics, Michigan Department of Health and Human Services Updated: October 2015

Macomb County: No Prenatal Care by Age for All Other Races of Mother, 1999 - 2013



Source: Vital Statistics, Michigan Department of Health and Human Services Updated: October 2015